



NEW ZEALAND
GOVERNMENT GAZETTE
PROVINCE OF CANTERBURY.

Published by Authority.

All Public Notifications which appear in this Gazette, with any Official Signatures are to be considered as Official Communications made to those persons to whom they may relate and are to be obeyed accordingly.

By His Honor's Command,
EDWARD JOLLIE,
Provincial Secretary.

VOL. XV.

FRIDAY, SEPTEMBER 25, 1868.

No. XLVII.

PROCLAMATION

By His Honor WILLIAM MONTGOMERY,
Esquire, Deputy Superintendent of the
Province of Canterbury.

WHEREAS by an Ordinance of the Superintendent and Provincial Council of the Province of Canterbury, entitled, "The Education Rate in Aid Ordinance, 1868," it is, *inter alia*, enacted that the said Ordinance shall come into force on such day as shall be appointed by the Superintendent by Proclamation in the *Government Gazette*.

And whereas by an Act of the General Assembly of New Zealand, entitled "The Superintendent's Deputy Act, 1866," it is enacted that it shall be lawful for the Superintendent of any Province by proclamation to be published in the *Government Gazette* of such Province to appoint such person as he may think fit, being an inhabitant of such Province and registered as an elector on the electoral roll of some electoral district within such Province to be his Deputy, and, as such, to do, perform, and exercise all the acts, powers, and authorities, (except as is excepted in the 7th Clause of the said Act) which may be done, performed, or exercised by such Superintendent; and whereas by Proclamation in the *Government Gazette* of

the Province of Canterbury, bearing date the Fifteenth day of July, 1868, I, WILLIAM MONTGOMERY was appointed Deputy Superintendent of the said Province.

Now therefore I, WILLIAM MONTGOMERY, the Deputy Superintendent as aforesaid, do hereby proclaim and declare that "The Education Rate in Aid Ordinance, 1868" shall come into force on Saturday, the Twenty-sixth day of September, one thousand eight hundred and sixty eight.

Given under my hand, at Christchurch, this Twenty-fourth day of September, one thousand eight hundred and sixty-eight.

WILLIAM MONTGOMERY,
Deputy Superintendent.

By His Honor's command,
EDWD. JOLLIE,
Provincial Secretary.

Public Works Office,
Christchurch, 15th Sept., 1868.

HIS Honor the Deputy Superintendent directs it to be notified that he has been pleased to appoint

EDWARD JAMES LEE, Esq.,
to be the Revising Commissioner to revise the Ratepayers' Rolls for the several Road Districts of the Province.

EDWD. JOLLIE,
Secretary for Public Works.

VOL. XV., No. 47.

Audit Office,

September 1, 1868.

To H. J. TANCRED, ESQ.,
SPEAKER OF THE PROVINCIAL COUNCIL.

SIR,

I have the honour to transmit to you the complete Accounts of the Province, revised from 1st October, 1853, to 31st March, 1868.

It will be in your recollection that Resolutions were passed in the Provincial Council in the year 1864 directing three-fifths of the Land Fund to be applied to the prosecution of the Public Works of the Province, and the remaining two-fifths to be carried to the account of the Railway and Harbour Works, in order to prevent its possible application to the maintenance of what is called the Ordinary or Departmental Expenditure of the Province.

In the return which I have the honour to make I have adopted this division of the Land Fund, and assumed that this resolution has prevailed, not from 1864, but from the commencement of Provincial Institutions, and I have accordingly revised the whole of our published Accounts of Provincial Revenue and Expenditure from 1st October, 1853, down to March 31, 1868. In so doing I have charged the Department of Land and Works, as in 1864-65, with those items of expenditure only which belong to the development of the land, and which are directly or indirectly of a permanent character, or affecting the interests of succeeding generations.

Under this revision the following results are shown, as in the Table attached to the Balance Sheet, viz. :—

<p style="text-align: center;">SCHEDULE A.</p> <p>Ordinary Revenue in excess of Expenditure £53,770 18s. 10d.</p> <p style="text-align: center;">SCHEDULE C.</p> <p>Railway and Harbour Works: Revenue in excess of Expenditure £391,405 16s. 10d.</p>	<p style="text-align: center;">SCHEDULE B.</p> <p>Land and Works: Expenditure in excess of Revenue ... £330,348 7s. 11d.</p> <p style="text-align: center;">SCHEDULE D.</p> <p>West Canterbury Gold-Fields: Expenditure in excess of Revenue £126,739 5s. 6d.</p>
--	--

The returns published in the Provincial Government *Gazettes* are in a measure imperfect, because large sums have been expended by the English Agent in London, which, by the process of our accounting here, were never imported into the local accounts, and so the Members of the Provincial Council and the Public have been frequently misled in their search for information upon particular parts of our Provincial Expenditure, and this is particularly observable in the Immigration Department. The sums paid in England for the Charter of Ships were for a considerable time only to be found in the English Agent's accounts, and the amount paid by Emigrants in London on account of Passage Money has never been imported into our accounts at all. Our Expenditure upon Immigration has amounted to £263,292 4s. 11d., of which £159,776 19s. 2d. only appears in the annual statements.

The Immigration Department, it will be seen, is charged against Land and Works, and an examination of this account will show that the Land Fund has been drawn upon for the purposes of Immigration to the extent of £143,385 1s. 11d.

In order that the gradual progress of our departmental expenditure may be accounted for, I have appended to this Financial Paper an Abstract of the Population Returns from 1858 to 1867 inclusive. The first reliable Census was taken in 1858, and the Census of 1867 is the return made to the Government in December last.

I have the honour to be, Sir,
Your most obedient servant,

J. OLLIVIER, PROVINCIAL AUDITOR.

SCHEDULE A. —


	SIX MONTHS, Ending March, 1854.	YEAR, Ending March, 1855.	YEAR, Ending March, 1856.	YEAR, Ending March, 1857.	YEAR, Ending March, 1858.	SIX MONTHS, Ending September, 1858.	YEAR, Ending September, 1859.	YEAR, Ending September,
	£ s. d.	£ s. d.	£ s. d.	£ s. d.	£ s. d.	£ s. d.	£ s. d.	£ s.
Customs Two-Thirds	2,393 19 4	3,454 5 3	3,979 4 10	5,227 8 1	7,070 0 8	4,448 0 4	11,450 8 11	11,947 0
Consolidated Revenue	—	—	—	—	—	—	—	—
Fees and Fines Resident Magistrate's Court ...	106 3 6	250 7 4	401 6 9	543 2 9	799 0 8	405 7 7	—	—
Incidental Receipts	104 12 4	150 5 5	61 16 8	10 10 0	99 18 6	39 2 6	1 16 0	58 17
Registration Fees	—	125 11 2	293 7 5	216 10 2	377 10 5	202 19 11	471 18 7	547 18
Auctioneers' Licenses	—	—	324 8 0	200 0 0	360 0 0	440 0 0	400 0 0	600 0
Publicans' do.	—	660 0 0	500 0 0	520 0 0	600 0 0	795 0 0	885 0 0	990 0
Refunds	—	375 0 0	215 13 10	—	151 14 6	19 3 6	465 13 7	376 1
Surplus Revenue (General Government) ...	—	—	1,506 0 0	—	—	—	—	2,321 19
Dog Fees	—	—	61 10 0	38 10 0	78 0 0	50 0 0	—	—
Hospital and Lunatic Asylum	—	—	—	—	—	32 0 0	38 17 6	30 15
Stage Carriage Licenses	—	—	—	—	—	—	—	—
Sheep Rate and Fines	—	—	—	—	—	—	—	—
Suspense Account	—	—	—	—	—	—	—	—
TOTAL	2,604 15 2	5,015 9 2	7,273 7 6	6,756 1 0	9,536 4 9	6,431 13 10	13,713 4 7	16,872 11


September 1st, 1868.

ORDINARY REVENUE.

	YEAR, Ending September, 1861.	YEAR, Ending September, 1862.	NINE MONTHS Ending June, 1863.	YEAR, Ending June, 1864.	YEAR, Ending June, 1865.	YEAR, Ending June, 1866.	YEAR, Ending June, 1867.	NINE MONTHS Ending March, 1868.	TOTAL.	
	£ s. d.	£ s. d.	£ s. d.	£ s. d.	£ s. d.	£ s. d.	£ s. d.	£ s. d.	£ s. d.	
	13,686 0 4	17,364 11 10	21,181 2 6	31,413 13 5	30,680 7 4	38,739 9 10	42,534 19 6	11,030 6 1	256,800 18 9	Customs Two-Thirds.
	—	—	—	—	—	...	—	39,003 17 11	39,003 17 11	Consolidated Revenue.
	—	—	—	—	—	...	—	—	2,505 8 7	Fees and Fines Resident Magistrate's Court.
	50 0 0	968 1 2	383 17 8	719 2 2	643 9 1	545 6 1	606 7 4	290 13 4	4,733 15 5	Incidental Receipts.
	893 5 6	164 13 1	—	24 0 0	—	—	—	—	3,257 8 9	Registration Fees.
	400 0 0	600 0 0	320 0 0	760 0 0	1,160 0 0	720 0 0	720 0 0	760 0 0	7,764 8 0	Auctioneers' Licenses.
	1,351 0 0	1,523 0 0	1,475 0 0	3,935 15 0	4,443 0 0	6,613 0 0	4,842 0 0	838 0 0	29,970 15 0	Publican's do.
	245 11 0	124 12 0	—	597 16 0	217 5 11	169 7 10	488 12 7	278 6 5	3,724 18 4	Refunds.
	7,754 1 6	563 18 11	—	5,721 12 1	4,195 6 7	4,195 6 7	—	—	26,268 4 9	Surplus Revenue (General Government).
	—	—	1,079 0 0	1,569 0 0	2,027 0 0	2,164 0 0	2,963 0 0	1,666 10 0	11,686 10 0	Dog Fees.
	57 1 0	—	128 1 4	498 2 10	729 3 6	600 0 0	622 18 0	336 12 9	3,073 11 11	Hospital and Lunatic Asylum.
	—	—	—	140 0 0	165 0 0	96 5 0	15 0 0	17 15 0	434 0 0	Stage Carriage Licenses.
	—	—	—	—	1,438 0 0	1,717 0 0	1,915 0 0	1,252 2 6	6,322 2 6	Sheep Rate and Fines.
	—	—	—	—	—	—	—	75 9 0	75 9 0	Suspense Account.
	24,436 19 4	21,308 17 0	24,567 1 6	45,379 1 6	45,698 12 5	55,559 19 4	54,707 17 5	55,549 13 0	395,411 8 11	TOTAL.

J. OLLIVIER, Provincial Auditor.





SCHEDULE A. — ORDINARY EXPENDITURE.

	SIX MONTHS, Ending March, 1854.	YEAR, Ending March, 1855.	YEAR, Ending March, 1856.	YEAR, Ending March, 1857.	YEAR, Ending March, 1858.	SIX MONTHS, Ending September, 1858.	YEAR, Ending September, 1859.	YEAR, Ending September, 1860.	YEAR, Ending September, 1861.	YEAR, Ending September, 1862.	NINE MONTHS Ending June, 1863.	YEAR, Ending June, 1864.	YEAR, Ending June, 1865.	YEAR, Ending June, 1866.	YEAR, Ending June, 1867.	NINE MONTHS Ending March, 1868.	TOTAL.
	£ s. d.	£ s. d.	£ s. d.	£ s. d.	£ s. d.	£ s. d.	£ s. d.	£ s. d.	£ s. d.	£ s. d.	£ s. d.	£ s. d.	£ s. d.	£ s. d.	£ s. d.	£ s. d.	£ s. d.
Superintendent's Department ...	335 18 8	541 13 4	554 19 0	550 0 0	550 0 0	345 16 8	700 0 0	700 0 0	1,203 4 0	870 16 8	954 14 2	1,750 0 0	1,500 0 0	1,500 0 0	1,625 0 0	1,125 0 0	14,807 2 6
Provincial Secretary's do. ...	—	538 19 3	494 8 0	549 18 11	666 17 0	351 16 8	791 5 10	776 16 1	845 18 10	860 14 4	861 12 0	1,206 6 4	1,305 16 8	1,209 8 2	1,372 18 4	1,136 6 8	12,969 3 1
“ Treasurer's do. ...	208 13 6	523 13 0	221 6 6	222 11 8	254 10 0	185 16 8	410 16 8	392 5 6	466 0 10	470 16 8	600 8 4	874 11 8	713 18 4	763 6 8	691 16 5	418 15 0	7,419 7 5
“ Auditor's do. ...	55 4 0	90 15 6	102 3 6	103 15 10	100 16 4	50 0 0	145 16 8	131 5 0	178 0 0	289 0 0	251 11 0	590 18 2	631 8 6	672 6 2	377 18 11	75 0 0	3,845 19 7
“ Solicitor's do. ...	—	197 14 6	300 0 0	300 0 0	206 19 9	93 0 3	200 0 0	198 3 4	216 13 4	275 0 0	175 0 0	523 9 6	489 16 9	500 0 0	462 10 0	300 0 0	4,438 7 5
Expense of Elections ...	—	—	—	—	106 13 4	7 0 0	2 0 0	—	—	153 16 0	57 13 5	61 15 5	49 6 6	170 3 0	231 14 3	19 19 0	860 0 11
Provincial Council Department ...	177 10 10	339 9 5	580 19 5	474 6 8	440 18 1	263 8 0	616 14 6	497 0 2	521 3 11	891 5 4	983 19 2	913 3 6	814 14 8	1,060 3 11	1,774 5 6	1,639 14 4	11,988 17 5
Administration of Justice—Supreme Court ...	—	51 2 0	35 16 6	75 12 0	223 3 11	55 14 1	190 0 4	358 8 11	509 11 2	538 0 7	732 1 0	1,244 16 10	2,220 16 0	1,801 13 0	1,669 9 0	1,132 14 4	10,838 19 8
“ Resident Magistrate ...	12 4 4	34 2 0	331 7 0	162 2 7	692 2 7	302 8 7	—	—	—	—	—	30 0 0	207 4 6	78 7 6	140 9 0	31 15 6	2,022 3 7
Sheriff and Gaol Department ...	103 9 3	229 9 3	625 6 3	522 8 7	571 16 3	359 18 2	1,027 12 5	1,204 11 4	1,624 17 6	1,343 18 2	2,306 13 7	4,488 11 0	4,496 0 3	4,825 19 4	5,409 8 2	3,285 16 3	32,425 15 9
Police ...	151 17 0	487 13 7	796 12 0	1,048 6 8	1,276 2 4	788 16 6	2,107 12 10	2,829 3 0	3,453 6 3	4,434 4 4	6,220 7 8	8,808 7 7	10,673 10 3	11,790 0 2	12,779 0 10	7,719 4 3	75,364 5 3
Coroner and Registrar ...	2 0 0	336 3 1	486 10 1	468 5 1	469 6 1	440 9 0	543 2 0	550 19 8	746 10 8	138 4 7	—	—	—	—	—	—	4,181 10 3
The Hospitals ...	133 17 4	392 2 1	450 0 0	323 17 6	392 15 10	289 0 0	745 15 8	940 4 2	1,059 17 3	978 1 3	2,239 9 3	5,686 10 11	5,761 0 9	5,099 13 7	5,026 17 5	4,324 0 7	33,843 5 0
Charitable Aid ...	22 0 5	178 6 7	210 0 1	193 17 8	242 19 0	237 7 3	663 3 0	822 5 10	1,120 0 11	1,378 2 7	2,101 6 6	1,335 10 8	2,749 17 10	4,774 10 2	3,216 13 5	2,681 3 4	21,927 5 3
Lunatic Asylum ...	—	—	—	—	—	—	—	—	—	—	—	2,195 2 2	2,756 14 8	3,095 17 9	3,632 11 7	3,064 3 3	14,744 9 5
Inspector of Sheep Department ...	31 5 0	282 1 8	370 0 0	280 0 0	395 0 0	193 15 0	993 6 8	844 6 8	941 7 0	802 10 0	672 10 0	1,642 18 4	1,820 0 0	2,155 0 2	2,147 2 8	1,674 6 8	15,155 9 10
Inspector of Weights and Measures ...	—	—	—	—	—	—	—	—	18 3 0	200 0 0	184 18 2	373 18 4	250 0 0	250 0 0	204 3 4	109 8 10	1,590 11 8
Printing, Advertising, and Stationery ...	53 16 9	295 17 0	462 2 1	404 1 8	846 9 10	224 4 8	983 10 0	803 1 7	941 7 4	1,896 9 3	2,398 4 3	4,306 7 4	5,684 6 9	4,793 6 1	3,559 8 5	2,003 4 8	29,647 16 10
Furniture, Fuel, Postage, Cleaning, &c. ...	—	—	158 9 10	180 2 3	201 19 5	194 16 4	236 13 8	287 17 11	276 1 9	1,093 3 5	1,314 4 3	1,752 14 0	1,316 13 5	1,534 10 7	739 7 5	856 10 5	10,143 4 8
Miscellaneous Services ...	246 9 3	333 7 4	363 11 11	281 13 0	407 17 7	834 4 4	20 19 10	404 1 7	321 16 4	550 7 11	164 14 2	731 13 8	1,077 4 1	758 3 1	951 14 10	901 16 7	8,349 16 2
Public Rejoicings ...	—	—	200 0 0	—	—	—	—	282 11 3	—	—	—	1,063 10 4	475 1 11	98 13 10	1,377 3 7	635 0 0	4,132 0 11
Public Amusements ...	—	—	—	—	—	—	—	—	100 0 0	180 0 0	275 0 0	285 0 0	854 13 0	335 0 0	300 0 0	—	2,329 13 0
Fire Engine and Maintenance ...	—	—	—	—	—	—	—	—	—	110 19 7	106 13 4	153 15 8	330 0 0	75 0 0	100 0 0	25 0 0	911 8 7
Dog Collars ...	—	—	—	—	—	—	—	—	—	—	609 7 2	383 2 3	762 12 8	809 10 8	864 7 0	319 12 8	3,743 12 5
Defences ...	—	—	—	—	—	—	—	—	—	—	616 10 0	733 14 3	2,929 12 9	974 0 0	1,968 0 0	459 7 6	7,681 4 6
Chaplain to Gaol, Hospital, and Asylum ...	—	—	—	—	—	—	—	—	—	—	—	—	300 0 0	300 0 0	250 0 0	39 10 6	889 10 6
Civil Service Commission ...	—	—	—	—	—	—	—	—	—	—	—	—	—	—	—	142 10 0	142 10 0
Insurance ...	—	—	—	—	—	—	—	—	106 7 1	93 15 0	206 17 5	367 2 0	324 0 3	364 0 6	396 10 8	—	1,858 12 11
Amounts from English Agent's Accounts not brought into the Ordinary Provincial Statements ...	—	—	—	—	—	—	—	—	—	—	—	—	—	—	—	—	338,257 4 8 3,383 5 5
TOTAL ...	1,534 6 4	4,852 9 7	6,743 12 2	6,141 0 1	8,046 7 4	5,217 12 2	10,288 11 1	12,023 2 0	14,650 17 2	17,547 6 8	24,043 14 10	41,502 1 1	50,419 9	40,788 13 4	51,288 10 9	34,120 0 4	341,640 10 1

Amounts from English Agent's Accounts not brought into the Ordinary Provincial Statements:—

Provincial Council Library	£ s. d.
Police—Arms and Materials	646 12 6
Charitable Aid	251 1 9
Stationery, &c.	250 0 0
Miscellaneous Services	547 8 1
Fire Engine	261 4 1
Defences—Arms and Instruments	495 18 0
			931 1 0
Total ...			£3,383 5 5



SCHEDULE B. — LAND AND WORKS EXPENDITURE.

	SIX MONTHS, Ending March, 1854.	YEAR, Ending March, 1855.	YEAR, Ending March, 1856.	YEAR, Ending March, 1857.	YEAR, Ending March, 1858.	SIX MONTHS, Ending September, 1858.	YEAR, Ending September, 1859.	YEAR, Ending September, 1860.	YEAR, Ending September, 1861.	YEAR, Ending September, 1862.	NINE MONTHS Ending June, 1863.	YEAR, Ending June, 1864.	YEAR, Ending June, 1865.	YEAR, Ending June, 1866.	YEAR, Ending June, 1867.	NINE MONTHS Ending March, 1868.	TOTAL.		
	£ s. d.	£ s. d.	£ s. d.	£ s. d.	£ s. d.	£ s. d.	£ s. d.	£ s. d.	£ s. d.	£ s. d.	£ s. d.	£ s. d.	£ s. d.	£ s. d.	£ s. d.	£ s. d.	£ s. d.		
Contributions to General Government ...	—	—	—	—	3,000 0 0	2,000 0 0	2,650 0 0	—	—	—	—	—	—	—	—	—	7,650 0 0	Contri	
Permanent Charge—Interest on £30,000 Loan	—	—	—	—	—	—	—	—	3,744 15 0	3,612 0 0	1,224 0 0	2,400 0 0	1,200 0 0	1,200 0 0	1,200 0 0	—	14,580 15 0	Perma	
Sinking Fund	—	—	—	—	—	—	—	—	1,839 0 0	1,448 9 9	1,224 0 0	1,200 0 0	—	1,200 0 0	—	—	8,111 9 9		
Charges	—	—	—	—	—	—	—	—	—	—	—	—	—	—	224 18 11	—	352 0 3		
Cass Pension	—	—	—	—	—	—	—	—	—	—	—	—	—	—	—	—	400 0 0		
Secretary for Public Works ...	—	—	—	—	—	—	—	—	—	—	—	70 16 8	1,128 4 6	1,804 0 3	1,032 16 11	393 15 0	4,429 13 4	Secret	
Waste Lands Board Department	—	—	—	414 14 6	932 2 0	489 11 0	1,122 15 2	1,384 19 6	981 10 7	699 7 4	561 9 0	750 0 0	756 11 4	963 9 4	1,160 16 0	929 7 6	11,326 13 3	Waste	
Survey Department	—	—	—	790 3 4	3,322 15 0	3,091 14 5	6,589 7 0	7,685 13 6	8,580 14 4	10,653 9 4	17,196 16 5	20,933 15 4	23,474 6 3	19,959 13 2	17,274 0 3	9,776 9 6	149,328 17 10	Survey	
Geological Survey	—	—	—	—	—	—	—	—	735 11 2	1,375 0 0	1,081 1 5	1,500 0 0	1,500 0 0	1,432 12 10	1,215 5 2	1,294 5 2	10,133 15 9	Geolog	
Meteorological Observer	—	—	—	—	—	—	—	—	—	—	—	194 5 6	125 0 0	161 2 4	159 14 6	112 10 0	752 12 4	Meteo	
Provincial Engineer's Department	138 3 7	109 16 4	420 0 0	452 2 6	1,356 3 2	695 13 1	2,306 14 1	1,996 14 5	1,587 8 4	3,464 10 3	4,158 13 11	4,416 14 7	3,582 10 6	3,308 1 3	2,811 13 4	958 0 6	31,762 19 10	Provin	
Telegraph Department	—	—	—	—	—	—	—	76 13 0	42 5 10	187 3 10	1,141 5 8	2,226 11 10	2,310 11 10	4,994 19 8	1,804 4 0	1,702 9 4	14,486 5 0	Telegr	
Public Plantations	—	—	—	—	—	—	—	258 14 7	399 12 6	434 18 2	506 0 5	743 7 4	1,165 3 3	654 8 11	827 12 0	441 10 4	5,431 7 6	Publi	
Acclimatization	—	—	—	—	—	—	—	—	—	—	—	300 0 0	1,500 0 0	500 0 0	400 0 0	300 0 0	3,000 0 0	Acclin	
Harbour Department	129 15 10	348 15 4	332 7 8	322 9 6	352 13 0	331 2 1	644 11 5	670 6 11	700 10 11	913 4 5	1,675 17 10	2,690 18 5	2,990 7 2	2,976 2 11	2,865 5 10	2,607 9 11	20,551 19 2	Harbo	
Public Buildings	—	119 13 11	—	—	2,335 16 0	725 0 0	9,188 13 0	5,856 3 3	3,192 0 11	4,873 19 2	12,263 14 10	9,919 4 5	15,137 2 0	14,465 6 8	6,151 4 5	1,174 15 11	85,772 14 6	Public	
Public Works	—	2,342 3 3	8,717 16 3	7,231 15 4	10,886 12 2	11,188 18 7	62,273 5 10	21,187 17 4	14,013 12 11	43,188 2 3	70,878 4 10	81,582 18 8	8,809 18 0	41,702 12 6	7,805 17 4	6,371 8 0	398,181 3 7	Public	
Grant for Churches and Schools	—	—	—	—	—	—	4,700 0 0	2,850 0 0	4,587 10 0	2,700 0 0	1,071 4 6	7,060 1 10	8,602 7 5	2,390 8 11	352 3 1	200 0 0	34,493 15 9	Grant	
Education	—	811 3 9	1,205 8 9	1,202 11 9	2,573 2 0	1,062 10 0	2,495 5 0	2,606 2 3	—	4,612 10 0	3,913 10 10	8,451 11 4	4,937 19 8	6,695 3 4	6,164 6 11	4,770 3 5	51,501 9 0	Educat	
Steam and Conveyance of Mails	—	378 15 0	1,000 0 0	—	359 14 0	1,000 0 0	—	—	750 0 0	3,576 13 4	3,850 0 0	1,750 0 0	1,508 6 8	996 13 4	583 6 8	—	15,753 9 0	Steam	
Grants to Libraries	—	—	—	—	—	50 0 0	—	—	—	329 8 1	1,253 0 0	1,579 14 5	243 5 7	125 0 0	350 0 0	300 0 0	4,230 8 1	Grant	
Grants for Public Services	—	—	—	—	—	—	—	—	—	200 0 0	500 0 0	1,150 0 0	—	—	250 0 0	—	2,100 0 0	Grant	
Miscellaneous, Refunds, &c.	—	55 7 10	62 5 0	105 0 0	836 18 0	114 4 6	764 10 11	295 18 10	3,106 15 11	603 2 3	1,853 12 5	1,894 12 9	1,325 3 0	426 17 5	3,290 17 11	871 2 9	15,604 9 6	Misce	
Interest and Advances, Canterbury Estate	—	—	1,887 8 11	—	500 0 0	—	—	939 10 7	—	—	—	—	—	—	387 16 10	—	3,514 6 4	Inter	
Purchase of Land, public uses	—	—	—	—	—	—	731 1 10	755 5 0	—	—	1,500 0 0	3,111 17 6	7,025 0 0	—	—	60 0 0	13,183 4 4	Purch	
Navigation, Ferries, Jetties	—	—	—	—	—	50 0 0	—	171 13 5	708 19 1	—	251 3 0	—	1,037 3 10	687 17 0	467 1 8	343 6 8	3,717 4 9	Navig	
Loan Charges and Agencies	—	—	—	—	32 4 0	55 10 4	—	—	—	—	600 0 0	—	—	—	—	—	1,454 4 4	Loan	
Eradication of Thistles	—	—	—	—	—	—	—	—	—	—	—	—	33 11 0	509 0 0	720 7 6	742 9 10	2,005 8 4	Eradi	
Municipalities and Road Boards	—	—	—	—	—	—	—	—	—	—	—	—	—	—	—	—	—	167,800 0 0	Muni
Reports on Rivers, &c.	—	—	—	—	—	—	—	—	—	5,379 1 3	10,842 5 11	42,422 10 3	42,752 4 3	16,976 5 8	35,757 1 3	13,679 11 5	167,800 0 0	Repor	
Revision and Assessment, Rate Rolls	—	—	—	—	—	—	—	—	—	—	—	1,427 9 6	—	—	—	—	—	2,142 8 3	Revis
Little River Tramway, Advance	—	—	—	—	—	—	—	—	—	—	—	—	5,000 0 0	—	—	—	—	3,085 0 0	Little
Godley Statue	—	—	—	—	—	—	—	—	—	—	—	—	—	—	—	—	—	5,000 0 0	Godle
Interest on Overdraft	—	—	—	—	—	—	—	983 3 10	373 10 1	—	—	—	—	—	—	—	—	926 12 0	Inter
Museum	—	—	—	—	—	—	—	—	—	—	—	—	917 9 1	4,702 18 8	7,683 15 0	—	14,692 16 8	Muse	
Immigration	—	10,100 0 0	1,831 2 3	2,841 13 4	3,992 10 1	6,656 4 4	2,135 11 3	12,266 3 1	9,224 8 4	19,457 1 3	21,635 6 9	36,828 8 1	9,037 10 10	6,356 16 7	8,687 18 5	8,726 4 7	159,776 19 2	Immig	
Amounts brought from English Agent's Accounts	—	—	—	—	—	—	—	—	—	—	—	—	—	—	—	—	—	1,266,960 13 4	{ Amou
TOTAL	267 19 5	14,265 15 5	15,256 8 10	13,360 10 3	30,480 0 5	27,510 8 4	95,601 15 6	59,904 19 6	54,566 5 11	107,699 0 8	159,551 7 9	234,604 18 5	146,989 14 0	138,530 5 6	111,076 15 3	56,634 8 2	1,387,354 2 2	TOTA	

Amounts brought from English Agent's Accounts:—

Annual Charges—Sinking Fund	£	s.	d.
Survey Department	3,615	7	6
Public Buildings	1,125	1	7
Clock Tower	623	11	3
Godley Statue	1,163	8	4
Public Works	800	0	0
Telegraph	1,772	15	7
Education	7,162	1	6
Testimonials	401	8	4
Immigration—Charter of Ships	209	9	0
Total	103,515	5	9
Total	£120,393	8	10

SCHEDULE B. — LAND AND WORKS.

	SIX MONTHS, Ending March, 1854.	YEAR, Ending March, 1855.	YEAR, Ending March, 1856.	YEAR, Ending March, 1857.	YEAR, Ending March, 1858.	SIX MONTHS, Ending September, 1858.	YEAR, Ending September, 1859.	YEAR, Ending September, 1860.	YEAR, Ending September, 1861.	YEAR, Ending September, 1862.	NINE MONTHS Ending June, 1863.	YEAR, Ending June, 1864.	YEAR, Ending June, 1865.	YEAR, Ending June, 1866.	YEAR, Ending June, 1867.	NINE MONTHS Ending March, 1868.	TOTAL.	
	£ s. d.	£ s. d.	£ s. d.	£ s. d.	£ s. d.	£ s. d.	£ s. d.	£ s. d.	£ s. d.	£ s. d.	£ s. d.	£ s. d.	£ s. d.	£ s. d.	£ s. d.	£ s. d.	£ s. d.	
...	594 0 0	14,404 7 11	2,201 12 1	6,868 16 5	23,315 8 8	21,982 7 11	34,880 15 10	28,946 12 0	46,453 15 6	124,631 4 6	80,712 14 0	168,961 19 2	97,703 16 7	108,730 8 7	99,861 4 3	18,407 6 3	878,656 10 1	Land Revenue, Three-Fifths.
...	—	5 10 0	—	—	—	—	171 19 4	197 15 2	261 15 11	750 16 3	687 14 4	1,030 17 2	529 18 11	363 10 10	926 1 8	569 17 0	5,495 16 7	Harbour Department.
Works	—	—	22 7 0	—	—	—	118 13 0	288 6 0	519 18 4	—	1,279 11 10	5,451 13 7	2,254 19 0	—	—	807 0 11	10,742 9 8	Refunds & Contributions Account, Public Works.
...	—	—	1,032 0 0	1,824 12 3	1,559 18 0	980 19 0	2,354 14 6	2,350 13 7	2,748 0 8	3,813 12 5	4,472 19 5	10,271 16 1	5,634 12 8	3,326 12 8	3,742 2 1	2,198 1 6	46,319 15 4	Immigration and Refund of Passage.
...	—	—	—	804 6 2	—	—	28 19 0	304 2 3	45 14 2	—	131 15 10	780 13 7	2,104 6 7	1,285 18 0	1,794 17 2	407 17 7	7,689 10 4	Rents and Sale of Stores.
...	—	—	—	—	—	500 0 0	—	3,651 15 3	—	—	—	—	—	4,430 0 3	—	—	8,581 15 6	Refund from Canterbury Association Estate.
...	—	—	—	—	—	—	—	110 6 7	116 0 0	—	—	—	824 14 6	141 2 5	254 0 10	58 10 4	1,504 14 8	Miscellaneous Receipts.
...	—	—	—	—	—	—	—	—	1,036 0 0	613 13 0	—	—	—	—	—	—	1,649 13 0	Repayments for Surveys.
...	—	—	—	—	—	—	—	—	—	79 7 6	456 3 3	893 2 5	896 9 2	387 18 6	2,107 0 8	1,470 11 5	6,290 12 11	Telegraph Fees.
...	—	—	—	—	—	—	—	—	—	—	—	—	7,133 6 11	560 0 0	—	—	7,693 6 11	Purchase of Materials Fees.
...	—	—	—	—	—	—	—	—	—	1,063 15 5	1,085 15 10	117 17 9	333 4 3	—	—	—	3,490 13 3	Interest per Bank.
...	—	—	—	—	—	—	—	—	—	—	—	—	—	665 0 0	1,137 2 3	170 11 6	1,972 13 9	Repayment Account, Little River Tramway.
...	—	—	—	—	—	—	—	—	—	—	—	—	—	—	—	3,331 3 9	3,331 3 9	Consolidated Revenue.
...	—	—	—	—	—	—	—	—	—	—	—	—	—	—	—	—	983,418 15 9	
...	—	—	—	—	—	—	—	—	—	—	—	—	—	—	—	—	73,586 18 6	From English Agent's Accounts.
...	594 0 0	14,409 17 11	3,255 19 1	9,497 14 10	24,875 6 8	23,463 6 11	37,555 1 8	35,849 11 4	51,181 4 7	131,852 9 1	88,826 14 6	187,507 19 9	117,415 8 7	119,890 11 3	109,822 9 4	27,421 0 3	1,057,005 14 3	TOTAL.

From English Agent's Accounts:—		£ s. d.
Proceeds of Emigration Loan (£30,000)	...	9,551 5 4
Payments made by Emigrants in England on account of Passages	...	64,035 13 2
Total	...	73,586 18 6

J. OLLIVIER, Provincial Auditor.

EXPENDITURE. — SCHEDULE C. — RAILWAY AND HARBOUR.

	SIX MONTHS, Ending March, 1854.	YEAR, Ending March, 1855.	YEAR, Ending March, 1856.	YEAR, Ending March, 1857.	YEAR, Ending March, 1858.	HALF-YEAR, Ending September, 1858.	YEAR, Ending September, 1859.	YEAR, Ending September, 1860.	YEAR, Ending September, 1861.	YEAR, Ending September, 1862.	NINE MONTHS Ending June, 1863.	YEAR, Ending June, 1864.	YEAR, Ending June, 1865.	YEAR, Ending June, 1866.	YEAR, Ending June, 1867.	NINE MONTHS Ending March, 1868.	TOTAL.
	£ s. d.	£ s. d.	£ s. d.	£ s. d.	£ s. d.	£ s. d.	£ s. d.	£ s. d.	£ s. d.	£ s. d.	£ s. d.	£ s. d.	£ s. d.	£ s. d.	£ s. d.	£ s. d.	£ s. d.
Charges on Loans—Interest and Charge on } Lyttelton and Christchurch Railway Loan }	—	—	—	—	—	—	—	—	—	—	—	4,800 2 9	3,100 19 1	7,500 0 0	6,000 0 0	—	21,401 1 10
Interest and Charge on } Canterbury Loan, 1862 }	—	—	—	—	—	—	—	—	—	—	—	—	1,510 17 0	2,419 0 0	3,930 0 0	1,134 0 0	8,993 17 0
Sinking Fund—Lyttelton } and Christchurch Loan }	—	—	—	—	—	—	—	—	—	—	—	—	—	13,913 17 10	4,000 0 0	—	17,913 17 10
Ditto, Canterbury Loan ...	—	—	—	—	—	—	—	—	—	—	—	—	—	—	889 10 0	—	889 10 0
Bank Charges ...	—	—	—	—	—	—	—	—	—	—	—	—	—	—	748 15 0	—	748 15 0
Lyttelton and Christchurch Railway ...	—	—	—	—	—	—	488 10 11	7,258 0 8	5,516 2 0	48,621 10 9	54,244 19 10	117,142 4 7	66,114 11 4	38,322 8 5	27,482 6 8	15,878 1 4	381,068 16 6
Great South Line ...	—	—	—	—	—	—	—	—	—	—	—	—	17,686 9 0	56,008 0 7	71,337 6 11	36,521 16 10	181,553 13 4
Great Northern Line ...	—	—	—	—	—	—	550 0 0	—	—	—	—	26 5 0	901 18 0	526 6 6	40 4 6	—	2,044 14 0
Rakaia Bridge ...	—	—	—	—	—	—	—	—	—	—	—	—	2,250 0 0	17 17 0	—	—	2,267 17 0
Timaru Landing Service ...	—	—	—	—	—	—	—	—	—	—	—	—	3,734 0 7	5,722 14 4	3,664 9 0	4,058 15 1	17,179 19 0
Lyttelton Harbour Works ...	—	—	—	—	—	—	—	—	—	—	—	—	719 17 5	13,487 8 3	27,834 6 5	10,736 2 8	52,777 14 9
Adjustment of Bank Account ...	—	—	—	—	—	—	—	—	—	—	—	—	—	1,125 11 0	—	—	1,125 11 0
Amounts brought from English Agent's } Accounts }	—	—	—	—	—	—	—	—	—	—	—	—	—	—	—	—	687,965 7 3
																	3,851 13 3
TOTAL ...	—	—	—	—	—	—	1,038 10 11	7,258 0 8	5,516 2 0	48,621 10 9	54,244 19 10	121,968 12 4	96,018 12 5	139,043 3 11	145,926 18 6	68,328 15 11	691,817 0 6

Amounts brought from English Agent's Accounts:—

Lyttelton and Christchurch Railway ...	£ s. d.
1,185 0 0	
Rakaia Bridge ...	38 5 0
Timaru Moorings ...	1,937 1 9
Lyttelton Harbour Works ...	691 6 6
TOTAL ...	£3,851 13 3

September 1st, 1868.

J. OLLI

SCHEDULE C. — RAILWAY AND HARBOUR WORKS.

	SIX MONTHS, Ending March, 1854.	YEAR, Ending March, 1855.	YEAR, Ending March, 1856.	YEAR, Ending March, 1857.	YEAR, Ending March, 1858.	SIX MONTHS, Ending September, 1858.	YEAR, Ending September, 1859.	YEAR, Ending September, 1860.	YEAR, Ending September, 1861.	YEAR, Ending September, 1862.	YEAR, Ending June, 1863.	YEAR, Ending June, 1864.	YEAR, Ending June, 1865.	YEAR, Ending June, 1866.	YEAR, Ending June, 1867.	NINE MONTHS Ending March, 1868.	TOTAL.	
	£ s. d.	£ s. d.	£ s. d.	£ s. d.	£ s. d.	£ s. d.	£ s. d.	£ s. d.	£ s. d.	£ s. d.	£ s. d.	£ s. d.	£ s. d.	£ s. d.	£ s. d.	£ s. d.	£ s. d.	
...	396 0 0	9,602 18 8	1,467 14 7	4,579 4 4	15,543 12 6	14,654 18 6	23,253 17 3	19,297 14 8	30,969 3 6	83,087 9 9	53,808 9 4	112,641 6 0	65,135 17 8	72,486 19 0	66,574 2 4	12,271 11 0	585,770 19 1	Land Revenue, Two-Thirds.
...	—	—	—	—	—	—	—	—	—	—	—	50,000 0 0	25,000 0 0	94,536 8 5	—	95,812 0 11	265,348 9 4	Instalment of £300,000 Loan.
...	—	—	—	—	—	—	—	—	—	—	—	50,800 0 0	—	18,562 10 0	37,938 10 0	72,470 0 0	179,771 0 0	Instalment of £500,000 Loan.
...	—	—	—	—	—	—	—	—	—	—	—	2,416 15 4	4,520 0 8	5,107 5 8	5,512 12 0	932 1 4	18,488 15 0	Rent and Sale of Stores.
...	—	—	—	—	—	—	—	—	—	—	—	—	150 0 0	63 7 4	—	40 2 0	253 9 4	Settlement of Imprests.
...	—	—	—	—	—	—	—	—	—	—	—	—	—	—	2,606 2 9	1,133 5 11	3,739 8 8	Timaru Landing Service.
...	—	—	—	—	—	—	—	—	—	—	—	—	—	879 7 0	—	—	879 7 0	Adjustment of Bank Accounts.
Proportion }	—	—	—	—	—	—	—	—	—	—	—	—	—	—	—	—	1,054,251 8 5	{ From English Agent's Accounts—Proportion of £300,000 Loan.
...	396 0 0	9,602 18 8	1,467 14 7	4,579 4 4	15,543 12 6	14,654 18 6	23,253 17 3	19,297 14 8	30,969 3 6	83,087 9 9	53,808 9 4	215,858 1 4	94,805 18 4	191,635 17 5	112,631 7 1	182,659 1 2	1,083,222 17 4	


J. OLLIVIER, Provincial Auditor.

WESTLAND EXPENDITURE.

	NINE MONTHS,	YEAR,	YEAR,	YEAR,	YEAR,	NINE MONTHS,	TOTAL.
	Ending June, 1863.	Ending June, 1864.	Ending June, 1865.	Ending June, 1866.	Ending June, 1867.	Ending March, 1868.	
	£ s. d.	£ s. d.	£ s. d.	£ s. d.	£ s. d.	£ s. d.	£ s. d.
Commissioner's Department	—	—	1,491 5 1	1,167 1 10	1,119 18 0	987 14 4	4,765 19 3
Treasurer's do.	—	—	—	211 2 2	418 19 0	233 6 8	863 7 10
Waste Lands do.	—	—	—	332 15 0	—	—	332 15 0
Survey do.	—	3,209 0 6	2,616 14 4	7,595 10 5	13,153 16 3	4,705 14 5	31,280 15 11
Engineer's do.	—	—	—	1,672 2 2	3,318 13 7	946 14 8	5,937 10 5
Meteorological do.	—	—	—	20 16 8	45 16 8	29 3 4	95 16 8
Administration of Justice—Supreme Court	—	—	—	1,255 19 1	2,905 0 7	528 17 9	4,689 17 5
District Court	—	—	—	—	—	154 6 0	154 6 0
Resident Magistrate's Court	—	—	258 8 5	919 18 2	2,061 10 6	828 6 8	4,068 3 9
Warden's Court	—	—	308 12 10	3,485 4 10	5,046 8 10	3,076 19 7	11,917 6 1
Gaol Department	—	—	—	3,212 2 0	5,051 9 2	2,916 18 8	11,180 9 11
Police	—	—	4,205 11 11	11,353 18 3	15,539 7 3	8,866 8 3	49,965 5 8
Hospital and Charitable Aid	—	—	139 0 4	6,972 4 1	11,093 11 7	5,994 1 3	24,198 17 3
Harbour Department	—	—	1,051 3 2	3,228 9 8	1,991 1 10	2,375 4 5	8,645 19 1
Telegraph do.	—	—	300 0 0	8,213 3 6	10,632 5 6	819 14 6	19,965 3 6
Inspector of Weights and Measures	—	—	—	—	—	239 8 0	239 8 0
Public Buildings	—	—	1,475 13 3	18,124 10 7	10,615 15 4	6,272 14 9	36,488 13 11
Public Works, inclusive of the West Coast Road, from Arthur's Pass westward	—	3,778 0 8	8,538 17 1	143,734 12 1	33,722 12 6	31,831 9 4	221,605 11 8
Education	—	—	—	—	—	926 10 0	926 10 0
Printing, Advertising, and Stationery	—	—	57 13 0	1,306 7 8	628 7 9	1,070 15 7	3,063 4 0
Fuel, Furniture, Postage, Cartage, &c.	—	—	30 13 0	1,653 14 9	934 13 10	220 2 0	2,839 8 7
Fire Brigade	—	—	—	250 0 0	350 0 0	—	600 0 0
Special Postage and Travelling	—	—	—	350 0 0	1,157 6 2	551 14 0	2,059 0 2
Miscellaneous Services	—	—	172 18 4	898 19 3	975 15 6	1,093 0 9	3,140 13 10
West Coast Explorations	1,762 9 3	1,105 12 3	1,473 12 11	—	474 5 0	—	4,815 19 5
Purchase of Native Land and Surveys	—	—	—	1,272 3 2	73 3 0	—	1,345 6 2
Westland Commission	—	—	—	—	371 16 7	849 11 0	1,221 7 7
Public Rejoicings	—	—	—	—	440 5 1	426 2 4	866 7 5
Hunt's Gratuity	—	—	—	—	200 0 0	—	200 0 0
Interest on Overdraft	—	—	—	—	—	7,679 11 3	7,679 11 3
Imprest to Commissioner	—	—	—	—	—	1,200 0 0	1,200 0 0
TOTAL	1,762 9 3	8,092 13 5	22,120 3 8	227,230 15 4	122,322 4 6	84,824 9 7	466,352 15 9

September 1st, 1868.

J. OLLIVIER, Provincial Auditor.




SCHEDULE D.—REVENUE WEST CANTRBURY GOLDFIELDS.

	YEAR Ending June, 1865.	YEAR Ending June, 1866.	YEAR Ending June, 1867.	NINE MONTHS, Ending March, 1868.	TOTALS.
Customs	£ s. d. 2,339 4 6	£ s. d. 40,466 11 11	£ s. d. 58,272 3 5	£ s. d. 18,998 2 3	£ s. d. 120,076 2 1
Gold Export Duty	...	£ s. d. 6,278 17 5	£ s. d. 45,247 1 5	£ s. d. 16,920 13 1	£ s. d. 114,186 18 6
Miners' and Business Licenses	...	£ s. d. 11,047 15 6	£ s. d. 3,917 14 0	£ s. d. 18,559 17 0	£ s. d. 39,738 10 0
Land Sales	£ s. d. 4,365 13 0	—	£ s. d. 4,365 13 0
Sale of Stores	...	£ s. d. 254 13 2	£ s. d. 727 18 0	£ s. d. 713 0 5	£ s. d. 3,061 15 6
Refunds Settlement of Imprests	...	£ s. d. 1,058 0 1	£ s. d. 1,698 1 2	£ s. d. 2,373 18 3	£ s. d. 3,005 16 7
Auctioneers' Licenses	£ s. d. 760 0 0	£ s. d. 360 0 0	£ s. d. 1,680 0 0
Pubhans' do.	£ s. d. 17,520 7 6	£ s. d. 9,516 10 0	£ s. d. 34,112 8 6
Other do.	...	£ s. d. 73 2 0	£ s. d. 104 10 0	£ s. d. 36 0 0	£ s. d. 213 12 0
Telegraph Fees	...	£ s. d. 387 18 6	£ s. d. 2,107 0 9	£ s. d. 1,120 9 4	£ s. d. 3,616 8 7
Incidental Receipts	...	£ s. d. 282 16 3	£ s. d. 219 18 3	£ s. d. 374 16 11	£ s. d. 877 11 5
Hospital Receipts	...	£ s. d. 601 1 8	£ s. d. 650 4 2	£ s. d. 241 19 11	£ s. d. 1,393 5 9
Mining Surveys	£ s. d. 1,192 18 3	£ s. d. 795 14 0	£ s. d. 1,998 12 3
Pilot and Wharf Fees	£ s. d. 526 10 9	£ s. d. 469 15 8	£ s. d. 996 6 5
Dog Fees	£ s. d. 223 0 0	£ s. d. 161 10 0	£ s. d. 384 10 0
Proportion of Consolidated Revenue per Colonial Treasurer	£ s. d. 3,917 0 8	£ s. d. 3,917 0 8
TOTAL	...	£ s. d. 20,978 10 8	£ s. d. 115,948 6 5	£ s. d. 141,415 1 4	£ s. d. 61,271 12 10

J. OLLIVIER, Provincial Auditor.

September 1st, 1868.



GENERAL BALANCE SHEET

Dr.

Cr.

	£	s.	d.		£	s.	d.
1868.				1868.			
March 31—To Amount of Revenue from Schedule A, " Ordinary"	395,411	8	11	March 31—By Expenditure from Schedule A, " Ordinary"	341,640	10	1
" " from Schedule B, " Land and Works"	1,057,005	14	3	" " from Schedule B, " Land and Works"	1,387,354	2	2
" " from Schedule C, " Railway and Harbour Works"	1,083,222	17	4	" " from Schedule C, " Railway and Harbour Works"	691,817	0	6
" " from Schedule D, " West Canterbury Gold Fields"	339,613	10	3	" " from Schedule D, " West Canterbury Gold Fields"	466,352	15	9
To Amount due to Bank of New Zealand	11,943	3	8	By Balance in hands of English Agent	32	5	11
	£2,887,196	14	5		£2,887,196	14	5
Schedule A—Excess of Departmental Revenue over Expenditure	53,770	18	10	Schedule B—Excess of Departmental Expenditure over Revenue	330,348	7	11
" C— ditto ditto	391,405	16	10	" D— ditto ditto	126,739	5	6
	£445,176	15	8		£457,087	13	5
Amount due to Bank	11,943	3	8	Amount in English Agent's hands	32	5	11
	£457,119	19	4		£457,119	19	4

J. OLLIVIER, Provincial Auditor.

September 9, 1868.

TABLE SHOWING THE POPULATION OF THE PROVINCE OF CANTERBURY IN DECEMBER, 1858, 1861, 1864, AND 1867, WITH THE NUMERICAL INCREASE IN THE RESPECTIVE TRIENNIAL PERIODS.

POPULATION.	MALES.	FEMALES.	TOTAL.	NUMERICAL INCREASE.	MALES.	FEMALES.	TOTAL.
December	—	—	—	—
1858	5,301	3,666	8,967	...	3,638	3,436	7,073
1861	8,939	7,101	16,040	...	3,992	6,244	16,236
1864	18,931	13,345	32,276	...	14,144	7,423	21,567
1867	38,075	20,768	58,843

TABLE SHOWING THE EXTENT OF FENCED LAND AND LIVE STOCK.

	ACRES OF LAND FENCED.	ACRES UNDER CROP.	HORSES.	CATTLE.	SHEEP.	PIGS.
1858	22,926	189,35	2,749	20,739	495,580	6,680
1861	72,937	32,807	6,049	33,678	877,369	9,586
1864	342,416	68,736	10,868	45,050	1,567,733	18,028
1867	1,013,523	162,669	15,109	61,590	2,496,949	32,981

IMMIGRATION ACCOUNT, SHOWING THE AMOUNTS RECEIVED AND THE EXPENDITURE IN ENGLAND AND IN NEW ZEALAND.

1868.		1868.	
£	s. d.	£	s. d.
March 31—Amounts received from Immigrants in England and in Canterbury on account of Passages	119,906	18	10
Excess, including the proceeds of £30,000 Immigration Loan, and Amount advanced from Department of Land and Works	143,385	1	11
<u>£263,292</u>	<u>4</u>	<u>£263,292</u>	<u>4</u>
March 31—Amount of Disbursements on account of Immigration in Charter of Ships, &c., &c.
263,292	4	11	...

September 1, 1868.

J. OLLIVIER, Provincial Auditor.

IMMIGRATION RETURN.

STATEMENT OF ASSISTED EMIGRATION FROM ENGLAND FROM 1855 TO SEPTEMBER, 1867.

NUMBER OF STATUE ADULTS.

1855.	1856.	1857.	1858.	1859.	1860.	1861.	1862.	1863.	1864.	1865.	1866.	1867.	TOTAL.
261½	691	84	650	1,926½	1065	598½	1,815½	2,297½	1,723	1,021	708	673½	13,515

Being an average cost to the Province of £10 12s. 2½d. per head.

J. OLLIVIER, Provincial Auditor.

IMMIGRATION RETURN

SUPPLIED BY J. MARSHMAN, ESQ., EMIGRATION AGENT, SHEWING THE NATIONALITY OF EMIGRANTS, FROM APRIL, 1863, TO SEPTEMBER, 1867, AND THE PROPORTIONS OF PERSONS SENT FOR BY RESIDENTS IN CANTERBURY, AND OF THOSE SELECTED BY HIMSELF.

205

	ENGLISH.						WELSH.						SCOTCH.						IRISH.						GERMANY & OTHER COUNTRIES.						TOTAL SOULS.						
	Adults.			Children.			Total.	Adults.			Children.			Total.	Adults.			Children.			Total.	Adults.			Children.			Total.	Adults.			Children.			Total.		
	M.	F.	In.	M.	F.	In.		M.	F.	In.	M.	F.	In.		M.	F.	In.	M.	F.	In.		M.	F.	In.	M.	F.	In.		M.	F.	In.	M.	F.	In.			
1863 : Colonial Nomination ...	72	63	28	16	4	176	1	1	2	28	26	10	12	2	78	81	84	15	7	4	191	5	5	3	1	1	15	187	179	49	36	11	462
Agent's Selection ...	589	647	270	226	147	1879	9	14	3	7	3	36	296	228	96	81	40	741	57	81	21	20	17	196	23	21	14	4	5	67	974	991	404	338	212	2919	
1864 : Colonial Nomination ...	38	55	24	15	12	144	...	1	1	...	3	21	13	2	6	...	42	56	72	8	9	7	152	3	2	5	118	143	35	31	19	346		
Agent's Selection ...	155	129	61	44	25	414	8	5	3	5	2	23	172	95	29	29	17	342	31	29	14	8	7	89	12	11	23	378	269	107	86	51	891	
1865 : Colonial Nomination ...	15	27	7	6	3	58	1	1	2	1	27	16	7	7	7	74	73	95	4	5	...	177	...	3	3	106	153	27	18	10	314	
Agent's Selection ...	111	135	35	53	25	359	6	4	2	2	1	15	59	36	3	10	3	111	36	65	10	10	5	126	19	17	3	3	5	47	231	257	53	78	39	658	
1866 : Colonial Nomination ...	28	31	7	12	6	84	...	3	3	13	8	2	1	1	25	47	150	16	11	2	226	4	5	9	92	197	25	24	9	347	
Agent's Selection ...	63	198	10	16	6	293	...	1	1	47	39	7	5	4	102	6	76	2	1	1	85	6	6	1	2	1	16	122	320	20	24	12	498		
1867 : Colonial Nomination ...	4	9	...	1	...	14	1	1	...	3	3	14	53	2	1	...	70	2	1	4	21	66	2	3	...	92			
Agent's Selection ...	20	108	1	3	3	135	23	26	2	7	...	58	9	45	4	1	1	60	...	1	1	52	180	7	11	4	254		
Totals : Colonial Nomination	157	185	59	50	25	476	3	6	1	1	...	11	79	77	30	26	10	222	271	454	45	33	13	816	14	16	3	2	1	36	524	738	138	112	49	1561	
Agent's Selection ...	938	1217	377	342	206	3080	23	24	8	14	6	75	597	424	137	132	64	1354	139	296	51	40	31	557	60	56	18	9	11	154	1757	2017	591	537	318	5220	

CHRISTCHURCH :

Printed under the authority of the Provincial Government of the Province of Canterbury, at the *Lyttelton Times* Office Gloucester Street, by CROSBIE WARD and WILLIAM REEVES, Official Printers for the time being to the said Government.
